



A thermally efficient range of doors ideally suited to the residential, light commercial & social housing markets.

Aluminium Doors are manufactured to provide high performance solutions for today's specification demands.

Utilising Comar's trademark P.i. (Polyamide Insulation) thermal break technology, they deliver superior thermal performance and great looks through an aesthetic slimline 55mm profile.



- Comar 7P.i. ECO Door System
- Slimline 55mm Profile
- Winkhaus Key-Wind or Lever Multi-Point Locks
- Tested to PAS 24 For Enhanced Security
- Tested to PAS 23 For Weather Performance
- Low-rise (DDA) Threshold Available
- Stainless Steel Bar and Lever Handles
- Marine Grade 0.9mm Stainless Steel Glazing Trims
- 1.2mm Powder Coated Aluminium Panel Skins
- MDF Reinforced Core Panel Options
- Bre A+ Rated CFC Free Expanded Panel Polycore
- Matching Side & Top Light Frame & Panel Options
- Exclusive Panel & Glass Designs
- Triple Glazed Unit Options
- 10 Year Frame, Lock & Handles Guarantee

ALUMINIUM DOOR · COLLECTION ·





A thermally efficient range of doors ideally suited to the residential, light commercial & social housing markets.

Aluminium Doors utilise the UK extruded Comar 7P.i. ECO Door System designed to provide superior performance solutions for today's specification demands.

Tested to PAS 23 (General Performance for Door Assemblies), the doors perform well against the rigours of the Great British weather, reducing draughts and providing excellent weather proofing. This enables the doors to maintain their high performance even in the most extreme locations.

Security concerns are alleviated by the use of the superbly engineered and 'Secured by Design' approved Winkhaus Key-Wind Lock - a multi-point locking mechanism allowing our doors to exceed the requirements of PAS 24 (Enhanced Security).

To complete the collection, the Aluminium ECO Door range is available with various threshold options including low-rise for compliance with the Disability Discrimination Act (DDA). See the back cover of this brochure for door profile and threshold information.



PROFESSIONALS IN GLASS

Door designs are enhanced through a vibrant and distinctive range of crisp, clean line **Sandblasted Glass** designs and as well as from a selection of stunning 3 dimensional textured **Fusion Glass Tile** designs.

TRIPLE GLAZED


Added Security
Added Efficiency

For added comfort and peace of mind **triple glazed** units are available on all doors as an extra.




The actual door and glass colours may vary from those illustrated in this brochure and should be used for guidance purposes only.





AVORIAZ 1 DOOR & MID-RAIL SIDEPANEL

Graphite Grey (RAL 7024) frame, door and side panel with mid-rail. Black Tahoe Fusion tiles and sandblasted door glass with stainless steel trim. Sandblasted house number side panel. 1000mm stainless steel in-line bar handle.





VALNORD 2

Graphite Grey (RAL 7024) frame, door and side panel in-fills with stainless steel glazing trim on the door. 800mm stainless steel off-set bar handle.



AVORIAZ 1 DOOR & SIDEPANEL

Pigeon Blue (RAL 5014) frame, door and side panel in-fills with stainless steel glazing trims. 800mm stainless steel off-set bar handle.



CHAMONIX 3

Silver Grey (RAL 7001) frame and door with full length sandblasted glass side panels. Pop Art Blu Fusion tiles in the door glass. 800mm stainless steel off-set bar handle.



ALBERG 1

*Silver Grey (RAL 7001) with Tahoe Fusion tile glass.
600mm stainless steel off-set bar handle.
Shown with stainless steel glazing trim.*



ARTUBY 3

*Platinum Grey (RAL 7036) & Pigeon Blue (RAL 5014) doors and frames.
Stainless steel 'Vee' and 600mm off-set bar handle.
Shown with and without stainless steel glazing trims.*



Tahoe Red



Blue




Green



Purple



Black



FINISHING TRIMS

Stainless steel glass surround trims are available on most door designs and can be added to the inside and outside door panel faces, accentuating the glass and door design with a crisp, clean and contemporary finish.



AUTRANS 2

*Platinum Grey (RAL 7036) door and frame.
600mm stainless steel off-set bar handle.
Shown with stainless steel glazing trims.*





AVORIAZ 1

*Iron Grey (RAL 7011) door and standard white frame.
600mm stainless Steel off-set bar handle.
Shown with stainless steel glazing trims.*

BACKING GLASS

A range of toughened Pilkington backing glass textures are available to choose from when specifying glass for your door.



Sandblasted Tahoe
Fusion tiles available
with either Red,
Green, Purple or Black
bevels.



Sandblasted
Linear



Sandblasted
Ellie



BORMIO 3

*Pigeon Blue (RAL 5014) door and frame.
600mm stainless steel off-set bar handle.
Shown with sandblasted Ellie glass
and stainless steel glazing trims.*



CARONA 2

*Platinum Grey (RAL 7036) door and frame.
600mm Stainless Steel off-set bar handle.
Shown here with stainless steel glazing trims.*



Polar Black



Polar Blue




Polar Red



Polar Green



Sandblasted
Timor



IGMAN

*Platinum Grey (RAL 7036) door and white frame.
1000mm Stainless Steel in-line bar handle fitted
to the panel face.
(A handle is required both internally and external
to ensure through fixing strength when choosing
an in-line handle configuration).*



JAVORNIK 3

*Standard Black door and white frame.
600mm stainless steel off-set bar handle.
Shown with Orizzonte 3 Fusion glass
and stainless steel glazing trims.*




LURISIA 4

*Pigeon Blue (RAL 5014) door and white frame.
800mm stainless steel in-line bar handle.*



Pop Art Blue




Pop Art Rosso



Orizzonte 2



Orizzonte 3




Orizzonte 4




MANALI 6

*Standard White door and frame.
800mm stainless steel off-set bar handle.*



MERIBEL 4


Blue (RAL 5005) door and white frame.
600mm stainless steel off-set bar handle
and stainless steel glazing trims.
Shown with 60mm Pop Art Blue Fusion glass
tiles on sandblasted glass.




Pop Art Blue



Fusion 01



Fusion 05



Fusion 13



Fusion 29



MATIGNY 2

Lilac Red (RAL 4001) door and white frame.
1000mm Stainless Steel in-line bar handle fitted
to the panel face.

(A handle is required both internally and external to
ensure through fixing strength when choosing an
in-line handle configuration).



MERIZINE 3

Anthracite Grey (RAL 7016) door and frame.
600mm stainless steel off-set bar handle
and stainless steel glazing trims.




MOLVINO 1


*Grass Green (RAL 6010) door and frame
with a stainless steel 'Vee' bar handle.
Shown with a clear RFUS93 60mm
Fusion glass tile (angled) and stainless
steel glazing trim.*



Fusion
RFUS91
(Horizontal)



Fusion
RFUS93
(Horizontal)



Fusion
RFUS93
(Angled)



MORZINE 1

*Standard Red (Brown Red RAL 3011) door and frame.
600mm stainless steel off-set bar handle.
Shown with sandblasted glass and 60mm Fusion 42
red on clear tiles.*



Fusion 44
Green on Clear



Fusion 48
Clear on Clear



Sandblasted glass with
60mm Fusion 42 Red
on Clear Tiles



NEOSLOPE 3

Iron Grey (RAL 7011) door and white frame.
Stainless steel 'Dee' handle.
Shown with sandblasted glass glazing panels.



PECA 3

Standard White door and frame.
600mm stainless steel off-set bar handle.
Shown with sandblasted glass glazing panels.


SURFACE COLOURS

We have a range of standard door colours to select from plus you can extend your door design capabilities through Hallmark's in-house Powder Coating Service.

Please ask for full details & prices.



STANDARD DOOR COLOURS



White
(RAL 9010)



Black
(RAL 9005)



Anthracite Grey
(RAL 7016)



Brown Red
(RAL 3011)



Grass Green
(RAL 6017)



Lemon Yellow
(RAL 1012)



Red Orange
(RAL 2001)



Brown Red
(RAL 3011)




SUMMIT 6

*Standard White door and frame.
600mm stainless steel off-set bar handle.*




TRIBERG 1

*Platinum Grey (RAL 7036) door and frame.
600mm stainless steel off-set bar handle.
Shown with sandblasted glass glazing panel
and stainless steel trim.*




TAVASCAN 2

*Silver Grey (RAL 7001) door and frame.
600mm stainless steel off-set bar handle.
Sandblasted glass with Tondo Rosso 60mm
Fusion tiles and stainless Steel trims.*



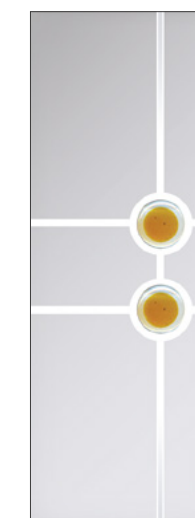
Tondo Bluavio



Tondo Rosso



Tondo Bianco




Tondo Topazio



VALNORD 2

*Iron Grey (RAL 7011) door and frame.
600mm stainless steel off-set bar handle.
Shown with stainless steel glazing trim.*



VEYSONNEZ 3

*Blue (RAL 5005) door and frame.
600mm stainless steel off-set bar handle.*



VERBIER 3

*Standard Black door and white frame.
Stainless steel 'Dee' handle and
stainless steel glazing trims.*



VEYSONNEZ 5

*Standard White door and frame.
600mm stainless steel off-set bar handle.
Shown with stainless steel glazing trims.*



ABER 5



ALBERG 1



ARTUBY 3



ASPEN 1



AUTRANS 2




AVORIAZ 1



BORMIO 3



CARONA 2



CERVINIO 1



CHAMONIX 3




COLOGNE 4



COURCHEVEL 3



ELORN 1



IGMAN



JAVORNIK 3




LB 6



LEYSIN 3



LIVIGNO 1



LURISIA 4



LUZERN 3



MANALI 6



MATIGNY 2



MERIBEL 4



MERIZINE 3




MOLVINO 1



MORZINE 1



NEOSLOPE 3



PECA 3



PORTE 1



RISOU 5



SESTRIERE 3



SUMMIT 6



TAVASCAN 2



TRIBERG 1




VALMOREL 2



VALNORD 2




VERBIER 3



VEYSONNAZ 3



VEYSONNAZ 5



ZERMATT 3

DESIGNED SECURE



KEYWIND LOCK

Aluminium Collection of doors are fitted with **WINKHAUS COBRA** multi-point lock mechanisms as standard (a Winkhaus keywind lock option is also available if required).

Used with the stainless steel bar handles shown opposite, the keywind lock has the cylinder positioned at mid-door height. The lock is operated from the outside using the entry key with a keywind operation and from the inside with a keywind or thumb-turn operation.

DOOR PERFORMANCE

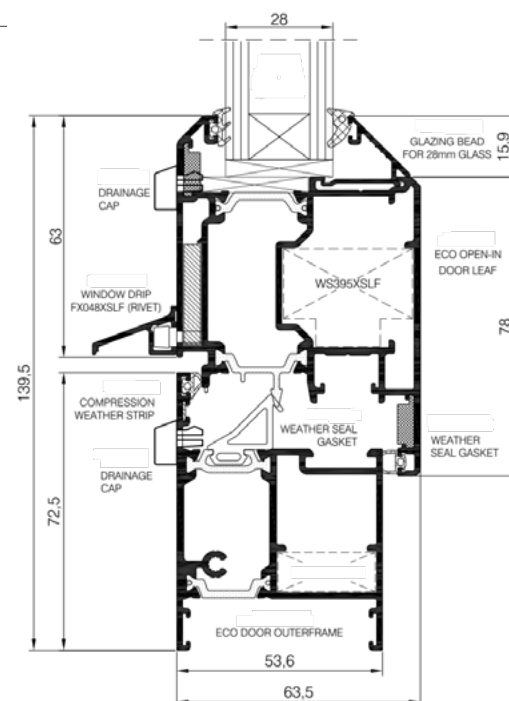
A general arrangement detailing the Comar 7Pi. ECO open-in threshold and below, the current manufacturing size limitations and thermal performance.

Size Manufacturing Limitations

Single Open-In door: 90kgs - 1100mm (W) x 2400mm (H)


Thermal Performance

Of a single door (CEN size) Opening-in is 2.00W/m2k



DESIGN CONSCIOUS

Brushed Stainless Steel Bar Handles have been chosen to complete the look of the Hallmark Aluminium Collection creating a beautifully contemporary entrance door.



* Inline & off-set bar handles are available in 400mm, 600mm, 800mm, 1000mm, 1200mm, 1400mm and 1600mm heights.
Bow Handle Size: 500mm (cc) Dee Handle Size: 300mm (cc) Vee Handle Size: 300mm (cc) cc = fixing centre/centre.

DOOR FURNITURE

Manufactured from investment cast grade 316 austenitic stainless steel for ultimate corrosion resistance.

Matching brushed stainless steel door furniture is available including letterplates, door letters and numerals, contemporary style ingot knocker and traditional style Heritage door knob.

